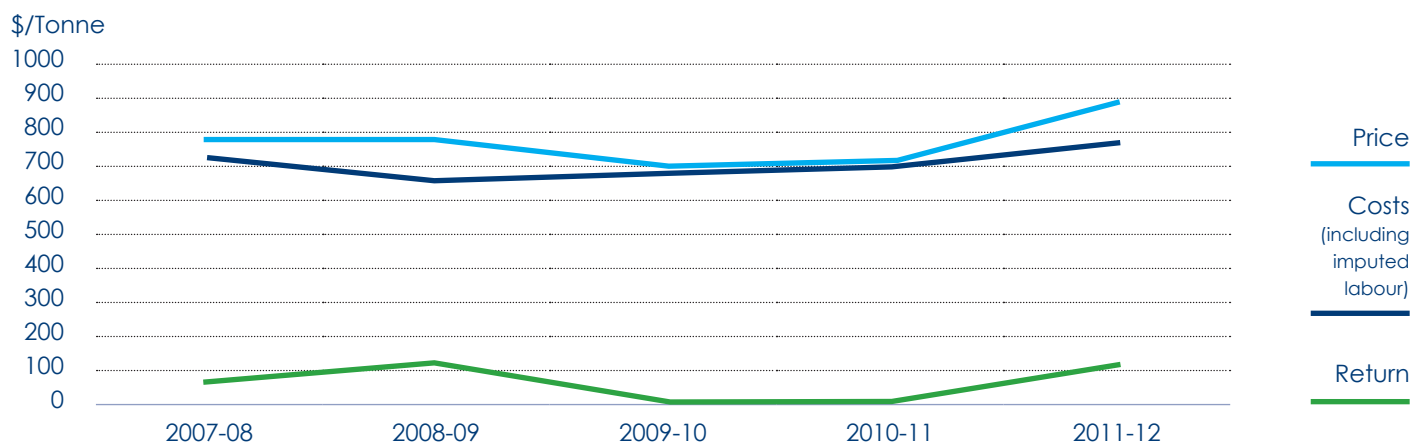


VEGGIE STATS: CAULIFLOWER

Cauliflower Production – Key facts and figures

- Cauliflower growers' returns, on average, have increased since 2007-08, despite falling considerably in 2009-10 and 2010-11.
- Since 2007-08, average domestic cauliflower prices have increased by 24%, whilst average costs have increased by 9%.
- Cauliflower production has been steadily increasing on average, although production fell in 2011-12.
- Fresh cauliflower and headed broccoli exports totalled around \$6.6 million in value terms in 2013. Australia exported \$4.2 million worth to Singapore.

Australian Cauliflower Growers' Financial Performance (average per farm)



Source: ABARES vegetable farm survey 2011-12 and 2012-13, page 71
Returns: The difference between price and costs (including imputed labour).

Current Financial Performance

Australian cauliflower growers' returns on average totalled \$119 per tonne in 2011-12.

In 2011-12, the average price received per tonne of cauliflower was \$889, whereas the average cost to produce a tonne of cauliflower was \$706.

Long Term Trends

Cauliflower growers' returns, on average, have varied from year to year, with growers' experiencing the best returns in 2008-09 and 2011-12.

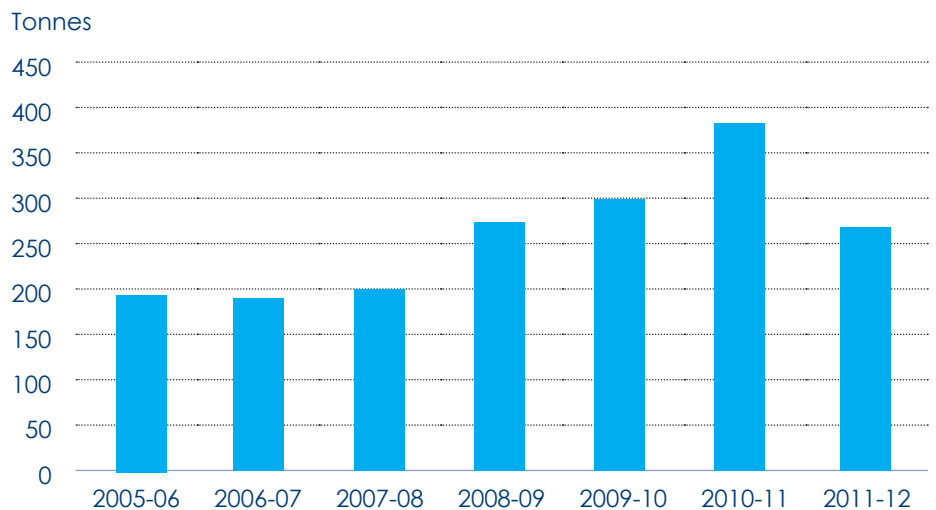
Australian Cauliflower Growers' Production (average per farm)

Australian Cauliflower Production

Australian cauliflower production per farm averaged 271 tonnes in 2011-12, down 30% on the previous year.

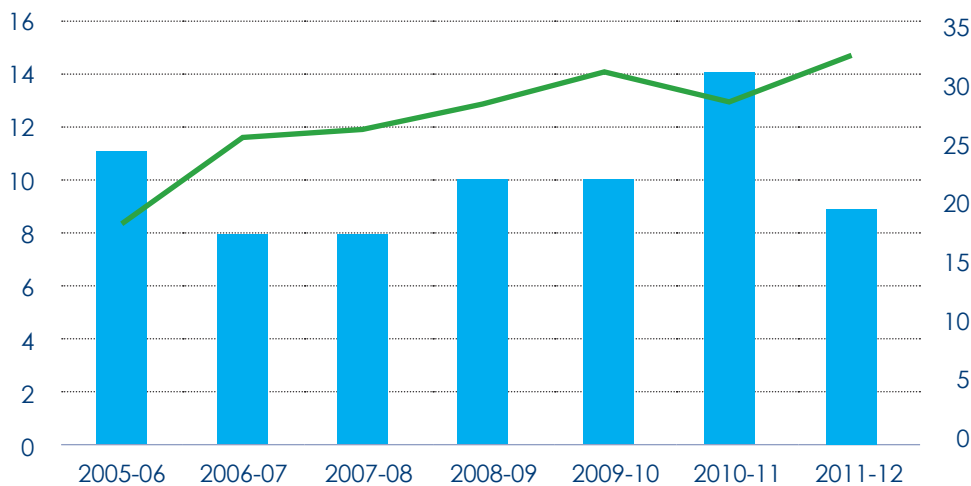
Average farm cauliflower production has trended upwards for most years with 2011-12 the exception.

Source: ABARES vegetable farm survey 2011-12 and 2012-13, page 71



Area Planted v Yield (average per farm)

Hectares



Source: ABARES vegetable farm survey 2011-12 and 2012-13, page 71

Australian Cauliflower Production

The average area planted in 2011-12 fell by 36% from the previous year.

Overall, Cauliflower growers' yields have been generally improving with the best yields experienced in 2011-12.

Area Planted

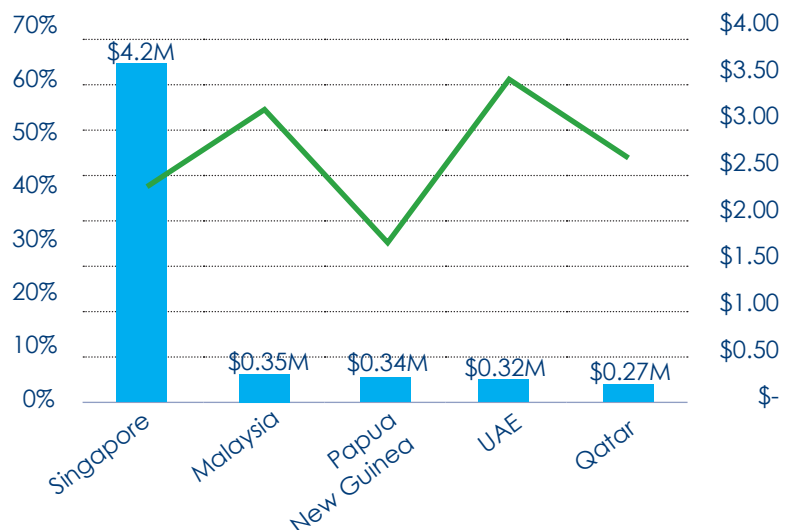
Yield

Australian Cauliflower and Headed Broccoli Exports and Export Prices Received

Exports

- Over 60 per cent of Australia's cauliflower and headed broccoli exports were sent to Singapore, with Malaysia receiving just over 5 per cent.
- Australia's cauliflower and headed broccoli exports received the highest export price from UAE at \$3.52/kg, whilst the lowest export price was Papua New Guinea at \$1.86/kg.

% of Exports



Source: Global Trade Information Service, sourced from Australian Bureau of Statistics International Trade data, various years