

R&D

Drive Train

Veggie Stats: Cucumber

TO ENABLE DEEPER INSIGHTS INTO THE PRODUCTION AND TRADE PERFORMANCE OF KEY AUSTRALIAN VEGETABLE PRODUCTS, WE HAVE DEVELOPED A SERIES OF CROP-SPECIFIC VEGGIE STATS PROFILES. THE NEXT INSTALMENT OF THIS SERIES FOCUSES ON CUCUMBER PRODUCTION.

The following Veggie Stats article has been developed specifically to give readers a detailed snapshot of the key facts and figures on cucumber. Veggie Stats utilises data from the Australian Bureau of Agricultural and Resource Economics and Sciences (ABARES) and the Global Trade Atlas, and is funded by Horticulture Innovation Australia Limited using the National Vegetable Levy and funds from the Australian Government.

It is important to note the data itself provides a broad indication of the

performance of cucumber growers and should be interpreted carefully. The data is presented at the national level and therefore does not account for differences among jurisdictions.

In addition to this, the information provided is not specific to every Australian grower since each enterprise operates differently from one another.

Please note that ABARES and the Australian Bureau of Statistics do not provide financial data or information on annual trends for this commodity.



TOTALLY INTEGRATED PACKAGING SOLUTIONS FOR AUSTRALIA'S FRESH PRODUCE MARKET

From packing shed to the retail outlet, edp can supply everything needed for the handling and packaging of your fresh fruit and vegetables.



edp[®]

edp australia Pty Ltd
31-37 O'Brien Street
Mooroopna VIC 3629
Phone (03) 5820 5337
Fax (03) 5825 2758
Email sales@edp.com.au

PREPARATION & PACKAGING EQUIPMENT

www.edp.com.au

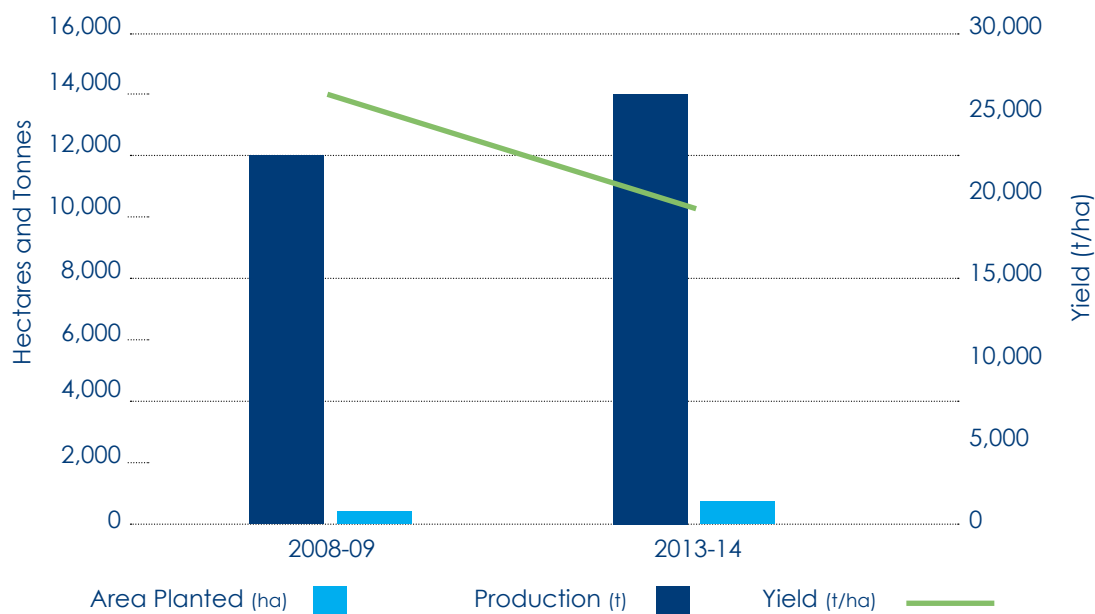


VEGGIE STATS: CUCUMBER

Cucumber Production – Key facts and figures

- Over the period 2008-09 to 2013-14, cucumber production has increased by 17.9 per cent.
- During the same period, the number of cucumber growers has declined by 11 per cent to 490 nationally.
- New Zealand is the largest export market for cucumbers, representing \$177,000 in 2014-15.
- New South Wales has the highest gross value of cucumber production of any state in Australia.
- Cucumber exports have grown at an average rate of 12.3 per cent each year since 2009-10.

Farm-Gate Statistics



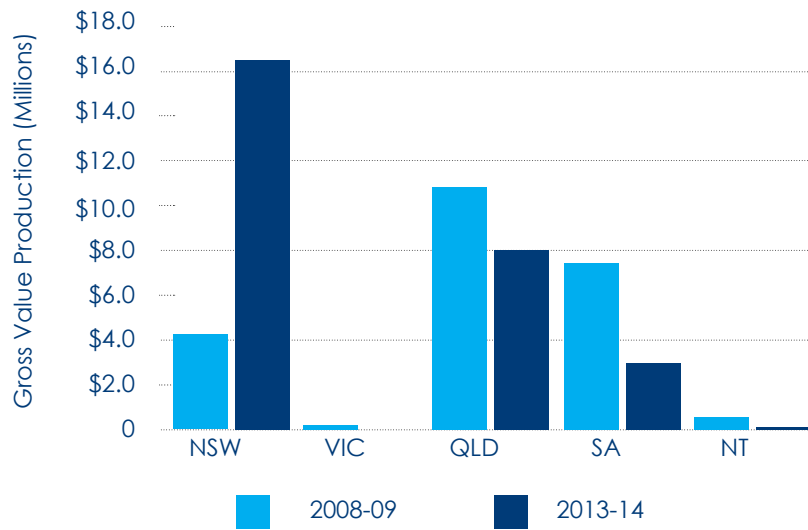
- Cucumber production has increased from 11,943 tonnes in 2008-09 to 14,085 tonnes in 2013-14.
- The area planted has also increased by 276 hectares during the same period.
- Average yield has fallen from 26,156 kg per hectare in 2008-09 to 19,227 kg per hectare in 2013-14.

Gross Value of Production

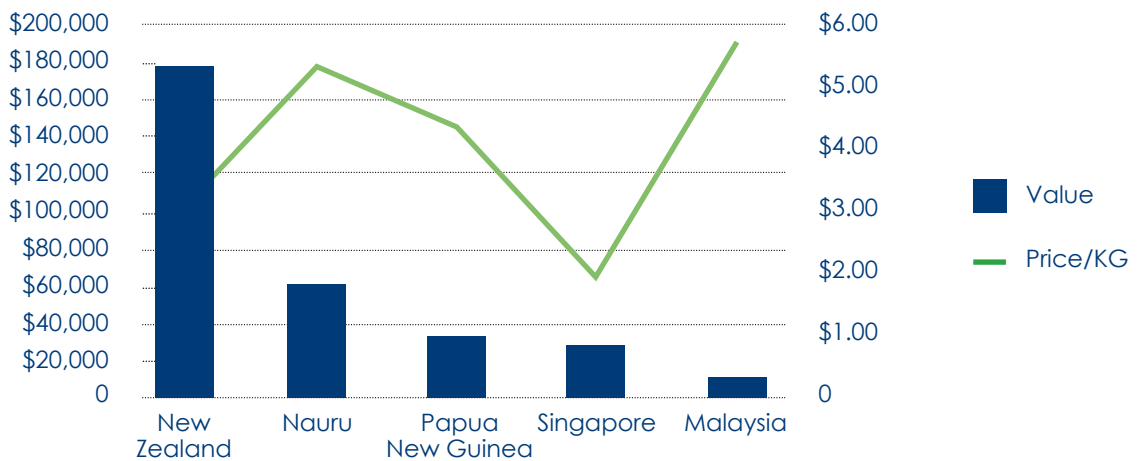
The gross value of cucumber production fell by 61 per cent from 2008-09 to 2013-14.

New South Wales has the largest cucumber industry of all the states, representing 59 per cent of the gross value of production nationally in 2013-14.

The gross value of vegetable production grew by \$12.27 million in 2013-14. This is the largest rate of growth of all the states over that period.



Key Export Markets 2014-2015



- New Zealand is Australia's largest cucumber export market in 2014-15, accounting for 53.7 per cent of total export value.
- Malaysia received the highest price per kilo for cucumbers at \$5.69 in 2014-15.

Total Exports

The value of cucumber exports grew by \$126,000 (62 per cent) over the period 2009-10 to 2014-15.

In 2014-15 the value of cucumber exports was estimated to be worth \$329,607.

