



AUSVEG

# FARM BIOSECURITY PLAN


[ausveg.com.au](https://ausveg.com.au)

# BIOSECURITY PLAN


PROPERTY DETAILS	
Property Name	
Location/ Address	
Production Type	

## STEP 1 Map your property

## STEP 2 Identify biosecurity risks and mitigating actions


 Vehicles and equipment	
Vehicle and machinery hygiene practices	
Entry of vehicles and machinery	


 Staff and farm visitors	
Visitors and staff	Training
Contractors	Record keeping
Reporting	


 Farm inputs	
Planting material and seeds	
Water	
Growing media, fertiliser and containers	

Key contact names	
Name	Name
Position	Position
Contact Number	Contact Number

## 

 Waste and weeds	
Produce	Waste management
Product packaging and containers	

 Packaging, bins and pallets	
Packaging hygiene / storing practices	
Tool and maintenance practices	
Water management	

 Weather	
Crop surveillance	Report unusual pests
Train staff on pests	Use traps for surveillance
Record extreme weather and inspect	

# BIOSECURITY PLAN

## STEP 3 Prioritise

Biosecurity Strategies / LIST BELOW

1
2
3
4
5
6
7

## STEP 5 Communicate expectations

Biosecurity plan HAS BEEN COMMUNICATED TO:	Expectations HAS BEEN COMMUNICATED TO:
Staff	Staff
Contactors	Contactors
Visitors	Visitors

Notes

## STEP 4 Implement

Implementation of Biosecurity action / LIST BELOW


## STEP 6 Agreement for review and update

Signed Date	Next Review Date
Name	Name
Position	Position

# PLANNING NOTES

# PLANNING NOTES