


# Tomato potato psyllid

## Trapping guide

## What is in the trapping kit?

This kit contains everything you need to take part in the program.

- Information sheet (this sheet)
- Sample collection form
- Two yellow sticky panel traps
- Two plastic cages and cable ties to hang the trap
- Two plastic pocket to post the used sticky traps
- Two zip lock bags
- One reply-paid envelope to mail traps for diagnostics



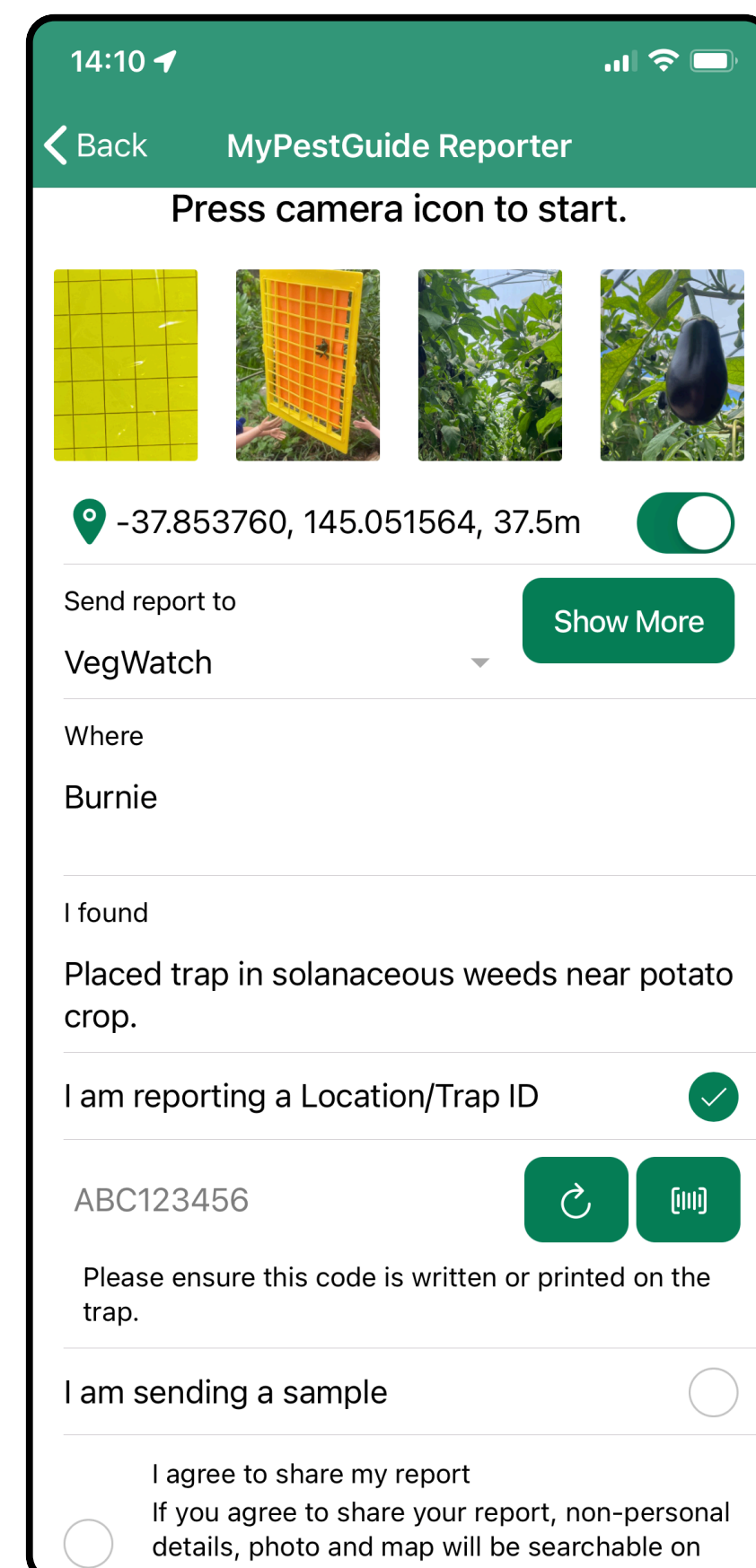
## Setting up your trap in your garden/verge (Day 1)

- Set up your sticky trap as soon as possible after receiving it.
- Remove the plastic film from both sides of the sticky panel.
- Place the sticky trap inside the plastic cage and close the cage firmly.
- Use the wire tie to hang the trap to a fence, garden stake, or other suitable structure in your garden or verge, at plant canopy level where possible.
- Add a reminder to your phone or calendar to collect the trap after 14 days.
- Store the remaining kit contents in a safe place so you can post the trap to the diagnostics laboratory.

## My Pest Guide Reporter app.







- Download the MyPestGuideTM Reporter app.
- Click on the '+' symbol at the top right of the screen.
- Next to the 'send report to' select 'VegWatch' from the menu (you may need to click the 'Show more' tab).
- Check the 'I am reporting a location/trap ID' option.
- Add descriptions into the 'where' and 'I found' text box.
- Tick the 'I am reporting a Location/Trap ID' button.
- Click on the barcode symbol and scan the barcode on the top of the sticky trap.
- Click on the camera icon to take photos of the sticky trap and crop/vegetation.
- Click 'Continue'; input your details and click send.





14:10

< Back MyPestGuide Reporter

Press camera icon to start.



 -37.853760, 145.051564, 37.5m ☒

Send report to  
VegWatch  [Show More](#)

Where  
Burnie

I found  
Placed trap in solanaceous weeds near potato crop.

I am reporting a Location/Trap ID ☒

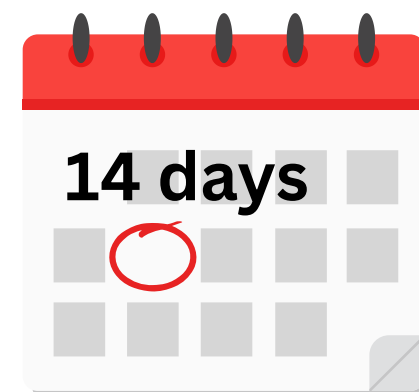
ABC123456  

Please ensure this code is written or printed on the trap.




I am sending a sample ☐

☐ I agree to share my report  
If you agree to share your report, non-personal details, photo and map will be searchable on the MyPestGuide website.

# Collecting and returning your trap (Day 14)



- Collect the sticky trap from your garden or verge after 14 days.
- Remove the sticky trap from the cage and place it inside the clear plastic sleeve. These sleeves have been cut to open like a book.
- Put the sticky mat next to the sealed edge of the plastic sleeve, and then gently press together to cover the sticky trap smoothly on both sides.
- Place the plastic sleeve containing the sticky trap inside the snap lock bag.
- Place this in the reply-paid envelope to mail the trap to the diagnostic lab. If you don't want to keep the plastic cage, put this in the envelope too.
- Please keep your sticky panel traps in a fridge or cool location if you cannot return them immediately



## Trapping results

- De-identified results will be shared with participants who include their email address when creating the record in MyPestGuide reporter. This may take up to 2 weeks.

**Need help or have questions? Contact**  
**vegwatch@ausveg.com.au or call (03) 9882 0277**

**Thank you for your support. By participating in the TPP trapping program, you are helping protect crops, gardens, and livelihoods.**

Privacy disclaimer: Once you have completed the trapping, the sticky trap panels will be sent to a diagnostic laboratory. Entomologists will look for tomato potato psyllid (TPP). Any TPP found will be analysed for the presence of *Candidatus Liberibacter solanacearum* (CLso), a pest of potatoes that is not currently found in Australia. If CLso is suspected trapping site details will be forwarded to the relevant biosecurity agency for further diagnostics. If this occurs your contact details may be passed on to state biosecurity agencies to assist in biosecurity response activities.



AGRICULTURE VICTORIA



Queensland Government

